

aluvu.  
EXTERNAL DOOR SYSTEMS

Lpd  
DOORS

Leeds Plywood & Doors Ltd  
Midland Road  
Leeds  
LS10 2RJ  
Sales Line 0113 271 5151  
Fax 0113 277 2728  
Email [sales@lpddoors.co.uk](mailto:sales@lpddoors.co.uk)  
Web [www.lpddoors.co.uk](http://www.lpddoors.co.uk)

Lpd  
DOORS

EXPECT MORE  
EXTERNAL ALUMINIUM DOOR OPTIONS

# WELCOME

With over 40 years of experience in the door industry, LPD are proud to showcase our innovative range of external Aluminium Bi-fold and French Door options. A contemporary way to utilise your internal and external space, our Bi-fold and French door options are the ideal way to add value to your property, separate environments and unify spaces.

With LPD, you can always expect more than just the door.



Scan this QR Code to view our Aluvu range online.

## CONTENTS

### 06

Why aluvu?

### 10

Bi-folds

### 12

French Doors

### 14

Hardware & Accessories

### 16

Bespoke Options

### 22

Stock codes and  
Product Specification



Bespoke Heritage style Bi-fold


# aluvu.

## by LPD Doors

Designed to blur the lines between indoor and outdoor living, our external Aluvu doors are both stylish and functional, for a seamless transition between spaces.

Featuring high-grade aluminium frames, our Aluvu door range combines strength and durability, with lightweight properties for maximum security and functionality. The sleek profiles allow for wide glazed panels to be fitted with minimum sight lines, helping to create a panoramic view.

With standard and bespoke options to suit every home, the choices are endless.



## Why choose aluminium doors?

Aluminium offers a secure, durable, and maintenance-free alternative to traditional materials such as PVC or timber.

Unlike timber which requires regular upkeep to prevent rotting or warping, and PVC which is prone to discolouration, our aluminium frames are resistant to environmental factors and require minimal upkeep over their long lifespan. This characteristic minimises the use of cleaning agents, reducing the environmental impact associated with maintenance activities. In addition, unlike other materials, aluminium can be reused without losing its intrinsic properties, contributing towards a closed-loop system where resources are conserved, and waste is minimised. While our doors are designed to last for generations, by choosing aluminium you are making a long-term investment towards a sustainable future.



Slim and strong offering **increased security**.



Durable material, requiring **little to no maintenance**.



Includes a thermal break to ensure **energy efficiency**.



**Better payback** over a long period of time, against PVC & timber.



Aluminium profile is **made from recycled materials\***.

\*Within the construction of our profiles, at least 35% of the aluminium used is recycled.

# Performance & reliability.

Performance and reliability are key drivers in the design of our Aluvu range. Each component has been engineered and tested to ensure optimum performance and durability. To guarantee the best quality material, we ensure to properly select and extract raw materials in accordance to the international ISO 9001 certification.



With our commitment to excellence, you can trust that our bi-fold doors will stand the test of time, providing you with years of reliable performance. We are proud to offer a **10 year guarantee\*** across our Aluvu range against faulty materials or workmanship. For further information see page 23.

\* 10 year guarantee applied to the Aluminium profile only. Glazing and hardware are 5 years.



Glazing is argon filled toughened glass tempered to BSEN 12150/12600 BSEN1279

High performance weather seals and gaskets.

Polyamide thermal breaks within aluminium profiles.



Bespoke Bi-fold in Green Grey RAL 7032M

## Secure your home.

Featuring high-quality locking mechanisms and toughened glass as standard, our Bi-fold & French doors provide enhanced security for your home.

A "secured by design" multipoint locking system constructed from reinforced steel secures the traffic door to the outer frame. Equipped with a Yale Superior 3-star locking cylinder, this prevents the doors from being picked, snapped or drilled. For extra peace of mind, our door sets are also fitted with anti-lift and run-up blocks to prevent your doors from forcibly being prised open.

All our door sets are rigorously tested to exceed industry standards and are certified under the 'Secured by Design' scheme for security. **So, you can rest assured that your loved ones and belongings are protected.**

### Secured by Design



Police Preferred Specification

## Assembled in Leeds.

Our Aluvu Door Sets are assembled on site at our Head office in Leeds by our dedicated team of skilled door fabricators. By keeping the operation in-house, we are able to tailor our Aluvu range to your specific requirements, while ensuring full quality control from start to finish.



## Thermal efficiency.

Our Aluvu range has been designed to ensure optimum energy performance all year round. The toughened double glazed panels feature thermally efficient spacer bars and argon gas filling, to maintain internal temperatures and weather tightness when closed. While the polyamide thermal breaks within the aluminium profiles trap heat inside the home. By creating an efficient barrier against temperature transfer, our Aluvu doors help you **reduce energy consumption, lower your carbon footprint, and contribute to a greener future.**

The insulation provided will ensure you are compliant to building regulations Part L 1.2w/m<sup>2</sup>k to C energy rating.

**Our Aluvu doors can obtain a U-Value of 1.2w/m<sup>2</sup>k.**





Bespoke Bi-fold in Anthracite Grey RAL 7016

# Bi-fold Doors.

Our external folding/sliding doors are the perfect way to open your home, separate environments and unify spaces. Our unique system allows our doors to open 20% wider than other bi-folds on the market.

## Versatile and flexible.

To cater to the majority of requirements, our Aluvu doors are available in five modular configurations as standard. Within each configuration, two options are available, so the doors can fold to the left or the right depending on the space you have available. Once open, the panels are secured by magnets to keep them in position. We also offer unlimited bespoke configurations to suit your requirements, including a sliding door operation for homes where space is a premium.

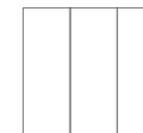
## Smooth and consistent.

Our bi-fold system runs on high quality stainless steel wheels to ensure performance is smooth and consistent every time. The high quality rollers are self lubricating, and have been tested to open over 50,000 times, the equivalent of using your bi-folding doors for over 200 years!



## Stock Configurations.


6' Version  
3+0 configuration




12' Version  
3+1 configuration



8' Version  
3+0 configuration



12' Version  
5+0 configuration



10' Version  
3+0 configuration



14' Version  
5+0 configuration



### Traffic Door

A traffic door offers the useful function of allowing you effortless access inside and out, without having to unlock and open the other door panels. They are available in all of our stock configurations and can be positioned at the left or the right of the configuration, wherever best suits.

3+0 configuration



3+1 configuration



See page 22 for product specification and stock sizes.



Bespoke 6ft French Door in dual colour Pure White RAL 9010 and Anthracite Grey RAL 7016



5ft French Door in Anthracite Grey RAL 7016

# French Doors.

For smaller openings, our French Door sets offer a simple, yet classic way to create a brighter space in your home. Featuring sleek frames and large glazed panels synonymous with our Aluvu range, our French doors offer unobstructed views, blurring the boundaries between your indoor and outdoor spaces. The French door sets are available as a left or right hand configuration. The daily access door can be positioned to the left or the right.

## Stock Configurations.

4' Version  
Left / Right configuration



5' Version  
Left / Right configuration



6' Version  
Left / Right configuration



# Hardware & Accessories.

## Handles.



### Lever Handle

- Constructed from Cast Aluminium
- Supplied with colour matched fixings
- Standard handle supplied Black

**Also available in:** White Gloss, Matt Grey, Brushed Satin



### T-Bar Handle

- Designed for the intermediate panels on Bi-fold doors
- Constructed from Zinc die cast and a Steel Spindle
- Handle tilts outwards for easy operation and flat when operating

**Also available in:** White Gloss, Matt Grey, Brushed Satin



### Pull Hinge Handle

- Designed for the intermediate panels on Bi-fold doors
- Hinge body constructed from extruded aluminium with stainless steel pins. D handle made from zinc die cast
- Brushes have high load qualities and are self-lubricating
- Polyester powder coating (PPC)

**Also available in:** White Gloss, Matt Grey, Brushed Satin



Standard Black Lever Handle

## Trickle Vents.

Trickle Vents can be fitted at the top of the profile to regulate airflow, ensuring fresh air can circulate and a balanced temperature is maintained. Keeping your home well ventilated prevents harmful airborne pollutants to stagnate in a closed, sealed space, while also reducing the moisture levels in your home to prevent damp or mould from forming.

## Threshold & Cill.

An external threshold and cill is standard with our Bi-fold and French doors. This is available in two versions, depending on your needs.

- Standard threshold and cill with an upstand of **80mm**
- Low threshold and cill with an upstand of **70mm**





Bespoke Bi-fold in Green Grey RAL 7032M

# Bespoke options to suit you.

From contemporary to timeless, we understand that every home is unique. To help our customers reach their vision, we offer a bespoke service across both our Bi-fold, Sliding and French door sets. Choose from a variety of configurations, glazing options and finishes to create a door that not only adds functionality but also enhances the overall style of your property. The options are endless.

If you would like to take advantage of our bespoke service or have an enquiry, please email [sales@lpddoors.co.uk](mailto:sales@lpddoors.co.uk).

### Notes on our bespoke service:

- All our drawings are designed in house and must be approved before assembly can commence.
- Doors are built on site in Leeds with lead time of 6 - 7 weeks from approval of drawing.
- Bespoke options may incur an additional cost.

## Bespoke Hardware Options.



RAL 9016 White Gloss   RAL9005 Matt Black   RAL9016 Matt Grey   Polished Chrome   Brushed Satin Chrome

## Bespoke Colours & Finishes.

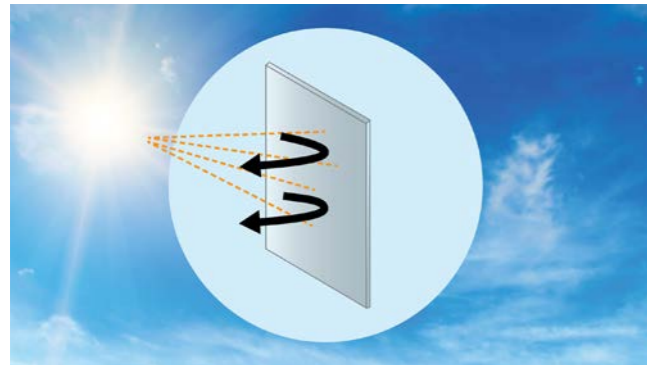
Our profiles are powder coated to ensure marine grade quality. We are able to achieve any colour for the internal and external profiles with a RAL number, as well as dual colour finishes inside and out.

### Finishes

- Matt
- Metallic
- Gloss



## Bespoke Glazing Options.



### Solar Tint


Solar tint glazing provides a high performing blue solar and low-e coating on both the internal and external pane. Together these block harmful UV rays in the summer and increase insulation in the winter for comfort and thermal control.

**Solar tint glazing U-Value = 1.0 (W/M²K)**



### Self Cleaning

Self-cleaning glazing uses a special coating that breaks down dirt and grime. This maintenance free option keeps your doors looking clear and transparent with minimal effort, allowing you to enjoy your outdoor view.



12ft Bi-fold in Anthracite Grey RAL 7016 with integral blinds

## Integral blinds.

Our integral blind systems offer a sleek and premium solution to privacy, light and heat control. Integrated within the double glazed unit for a maintenance free alternative to traditional blinds, they can be raised or tilted to help you achieve the perfect ambience. With cutting-edge features and user-friendly design, our blinds offer unmatched convenience and functionality.


All our integral blind systems comply with the guidelines from the British Blind and Shutter Association.

NB - Please note integral blinds are a bespoke option and will incur an additional charge.




### Cordless Slider

Positioned on a narrow slide guide on the edge of the profile, the magnetic Cordless Slider allows you to manually raise, lower, and tilt the blinds without the need for cords on the face of the glass. Offering functionality with a sleek aesthetic.



### Solar Control Integral Blind

Powered by long-life rechargeable batteries and equipped with a cleverly designed battery charger, the Solar Controlled Integral Blind system offers cutting-edge features and user-friendly design. Control the blinds using the fixed device mounted on the window or take advantage of the remote control, allowing you to adjust the blinds from anywhere in the room.



NB - Our integral blinds are available in a variety of colours, contact us to find out more.

## Single Aluminium Doors

Within our bespoke range, we offer single aluminium doors that can be tailored to meet the unique requirements of your project. Whether installed in conjunction with our Bi-fold or French Doors, or installed on their own, the sturdy construction of these doors makes them an ideal addition to your exterior.



Bespoke Single door in Anthracite Grey RAL 7016



Bespoke Heritage style Bi-fold door in Anthracite Grey RAL 7016

## Contemporary design.

**Upgrade your exterior by opting for contemporary heritage style doors.**

Heritage doors have dominated social media over the last few years. The distinctive look is achieved by creating a grid-like pattern with additional beading. The iconic design will suit a variety of interior styles, from mid-century modern to Scandinavian design, and will look great with our Internal Manhattan door collection.



**Scan this QR Code to view our Manhattan range online.**

To compliment our Soho internal Manhattan range, finish your heritage Bi-folds with Matt Black RAL9011.

NB - If you want to match any other styles in our Manhattan collection speak to a member of our team to find out the RAL.

# Stock Codes & Product Specification.

## PRODUCT SPECIFICATION

**Material** Anthracite Grey Factory Finished Aluminium

**Glazing** Argon filled, toughened Low 'E' double glazed units, tempered to - BS EN 12150/12600 and BS EN1279

**Sightlines** Frame 80 mm, Sash 80 mm

**Maximum Sash Weight** 120 kg

NB - Supplied pre-assembled with the glazing loose to facilitate easy installation.

## ALUVU BI-FOLDING DOORS

Product Description	Size (mm)	Configuration	Product Code
6ft Aluvu Bi-Fold Door Set	1790 x 2090	3 + 0	ALUVUG6
8ft Aluvu Bi-Fold Door Set	2390 x 2090	3 + 0	ALUVUG8
10ft Aluvu Bi-Fold Door Set	2990 x 2090	3 + 0	ALUVUG10
12ft Aluvu Bi-Fold Door Set	3590 x 2090	4 + 0	ALUVUG12
12ft Aluvu Bi-Fold Door Set	3590 x 2090	3 + 1	ALUVUG12
14ft Aluvu Bi-Fold Door Set	4190 x 2090	4 + 0	ALUVUG14
14ft Aluvu Bi-Fold Door Set	4190 x 2090	3 + 1	ALUVUG14
14ft Aluvu Bi-Fold Door Set	4190 x 2090	5 + 0	ALUVUG14

## ALUVU FRENCH DOORS

Product Description	Standard Size (mm)	Product Code
4ft Aluvu French Door Set (Left)	1200 x 2090	ALUFRE4GL
4ft Aluvu French Door Set (Right)	1200 x 2090	ALUFRE4GR
5ft Aluvu French Door Set (Left)	1500 x 2090	ALUFRE5GL
5ft Aluvu French Door Set (Right)	1500 x 2090	ALUFRE5GR
6ft Aluvu French Door Set (Left)	1800 x 2090	ALUFRE6GL
6ft Aluvu French Door Set (Right)	1800 x 2090	ALUFRE6GR

If you have an enquiry or would like to take advantage of our bespoke service, please email [sales@lpddoors.co.uk](mailto:sales@lpddoors.co.uk).

# Care and Maintenance.

## MAINTENANCE GUIDELINES

LPD recommend the following information to maintain and extend the life of your Aluvu doors:

- The door surfaces and inner chambers should be cleaned using warm, soapy water. The surfaces should be cleaned using a soft cloth, sponge, or a soft natural bristle brush. All areas to be thoroughly rinsed and dried after cleaning.
- Make regular checks to ensure that any drainage holes, channels and spaces are kept clear of debris. Use a soft flexible brush or pipe cleaner with care to remove obstructions.
- Weather seals should be checked and cleaned often.
- Locking parts exposed when the door is open should be wiped clean of residue lubricant and grime. These mechanisms should then be lubricated using a light machine oil.
- Hinges and hardware fitted must never be painted, and must be kept clean and lightly lubricated at all times. Use Vaseline or neutral oil. Keep moving parts lightly lubricated. Lubricate at least once a year, in coastal areas and/or places with high pollution, clean and lubricate more often.

## RETURNS POLICY

It is vital that you check the product before it is installed to ensure any issues can be resolved quickly and efficiently. Once a door is installed, this is deemed as acceptance and will not be liable for a return. For our bespoke doors, once a drawing is approved it is not refundable unless faulty material or workmanship.

## LPD GUARANTEE

When it comes to producing quality doors that stand the test of time, we use only the finest quality materials and manufacturing processes. We are proud to stand by our doors, and we have no hesitation offering a conditional 10 year guarantee against faulty material or workmanship.

In keeping with our quality policy, we offer the following guarantees across our Aluvu range. These guarantees are subject to LPD Terms and Condition of Sale.

- 10 year on powder coat finish.
- 10 year guarantee against manufacturing defects.
- 5 year guarantee on insulating glass units.
- 2 years guarantee on moving parts.

Please note, defects that are caused in whole or in part by failure to adhere to LPD recommendations relating to storage, handling, installation, decoration, glazing and maintenance, are not covered. In addition, exceptional wear and tear of hardware through extreme use is not covered. LPD will accept no responsibility for products cut down in size after receipt, or when utility or structural strength is impaired in fitting or application of hardware.

The fitting instructions must be followed and the assembly, fitting procedures described must be strictly adhered to. All doors shall be installed correctly in accordance with the normal trade practices and adequately maintained in service.